

Tank Level Gauges

GUNMETAL TANK LEVEL GAUGES




Fig 61 Tank Level Gauge fitted with brass guard rods




Fig 71

Fig 61

Fig 63

Standard Pattern Screwed Tank Gauges

Fig. no.	Thread size	Glass o.d.	A	B	C	D	E
Fig. 60	3/8" BSP	1/2"	1 3/4"	1 1/8"	1"	1 3/4"	2 1/4"
Fig. 61	1/2" BSP	1/2"	1 3/4"	1 1/8"	1"	1 3/4"	2 1/4"
Fig. 62	1/2" BSP	5/8"	1 3/4"	1 1/8"	1"	1 3/4"	2 1/4"
Fig. 63	3/4" BSP	3/4"	2"	1 1/4"	1"	2 1/4"	3 1/8"

Standard Pattern Flanged Tank Gauges

Fig. 61F	1/2"	1 3/4"	1 1/8"	1 3/4"	2 1/4"
Fig. 62F	5/8"	1 3/4"	1 1/8"	1 3/4"	2 1/4"
Fig. 63F	3/4"	2"	1 1/4"	2 1/4"	3 1/8"

Light Pattern Screwed Tank Gauges

Fig. 70	3/8" BSP	1/2"	1 1/4"	1"	3/4"	1 1/2"	2 1/4"
Fig. 71	1/2" BSP	1/2"	1 1/4"	1"	3/4"	1 1/2"	2 1/4"
Fig. 72	1/2" BSP	5/8"	1 1/4"	1"	3/4"	1 1/2"	2 1/4"

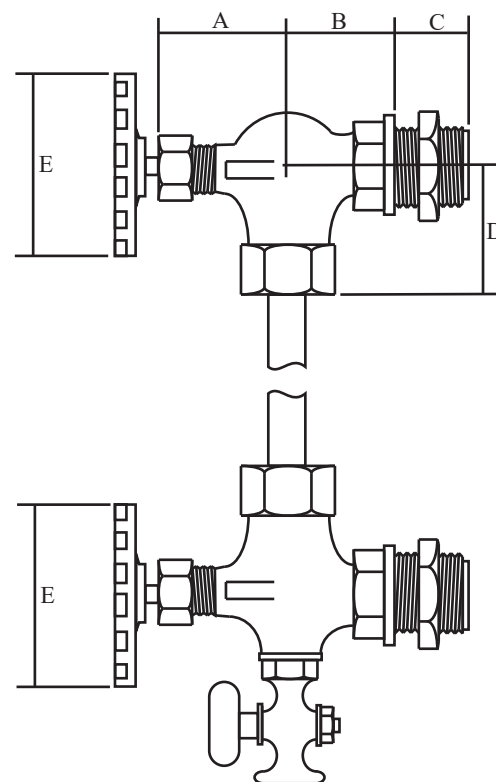
Light Pattern Flanged Tank Gauges

Fig. 71F	1/2" BSP	1/2"	1 1/4"	1"	3/4"	1 1/2"	2 1/4"
Fig. 72F	1/2" BSP	5/8"	1 1/4"	1"	3/4"	1 1/2"	2 1/4"

Centre Supports

Centre Support to suit fig. 60, 61, 62 & 63 Gauges:

(Centre Supports are not available for the light pattern gauges)



Standard Pattern Series 0060

		0060/61	0062	0063
Diameter of Glass Tube	Ins	1/2"	5/8"	3/4"
Screwed BSP Male Thread	Ins	3/8" or 1/2"	1/2"	3/4"
Approx. Weight per Set	Kg	1.19	1.47	2.01

Hyd. test pressure 400lbs/in² 28 Bar
 Max. S.W.P. 175lbs/in² 13 Bar at 392 °F/200°C
 Max. C.W.P. 200lbs/in² 14 Bar

Light Pattern Series 0070

		0070/71	0072
Diameter of Glass Tube	Ins	1/2"	5/8"
Screwed BSP Male Thread	Ins	3/8" or 1/2"	1/2"
Approx. Weight per Set	Kg	0.68	0.73

Hyd. test pressure 250lbs/in² 17.2 Bar
 Max. S.W.P. 100lbs/in² 7 Bar at 302 °F/150°C
 Max. C.W.P. 125lbs/in² 9 Bar

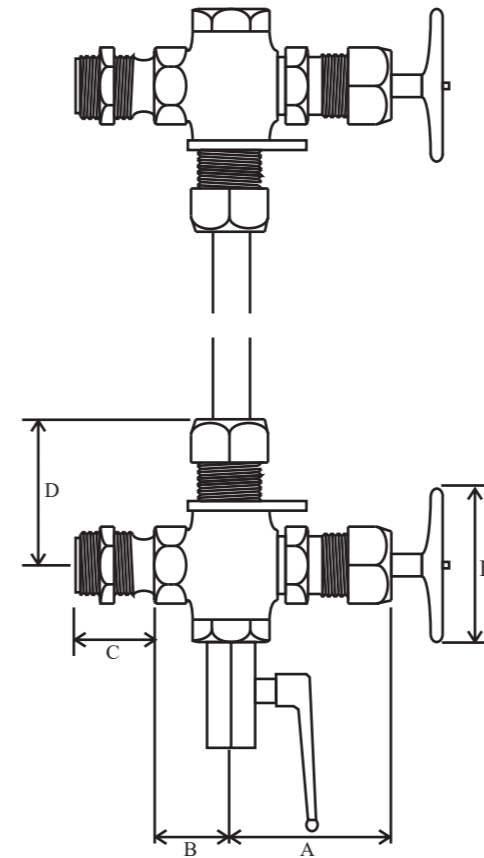
Please state medium to be used on.

Wheel operated shut-off in both arms, "Coolgrip" handwheel and drain cock.
 When guard rods and glass tubes are required it is necessary to state the distance between the centres at which the gauges are to be fitted.



Fig. 61 Tank Gauge fitted with flanges and a tubular guard.

STAINLESS STEEL TANK LEVEL GAUGES



Standard Pattern


		AEC500	AEC750
Diameter of Glass Tube	Ins	1/2"	3/4"
Screwed BSP Male Thread	Ins	1/2"	3/4"

Material (Body): This is an investment casting manufactured in Stainless Steel. Finish: A.C.S.F. (Anti-corrosive surface finish).

Hyd. test pressure 400lbs/in² 28 Bar
 Max. S.W.P. 175lbs/in² 13 Bar at 392 °F/200°C
 Max. C.W.P. 200lbs/in² 14 Bar

Wheel operated shut-off in both arms, "Coolgrip" handwheel and drain cock.
 When guard rods and glass tubes are required it is necessary to state the distance between the centres at which the gauges are to be fitted.
 We can also offer flanged gauges to suit customer requirements. For longer centre distances we can offer stainless steel centre supports.

Available screwed or flanged



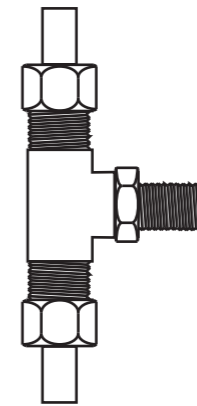
Detail showing the glass seal on a fig 61 Tank Gauge.

Intermediate Arm


Used to support extra long sight tubes.

Recommended in cases where the span exceeds 1200mm.

An intermediate arm allows the span to be broken down into a more manageable size.



AEC500 Top



Guards and centre supports.

The gauge may be fitted with either a glass or acrylic tube. In either case, we recommend that the tube be protected either by fitting a pair of brass guard rods, or by a tubular guard as illustrated.
 Please contact our office for further information and prices of these guards

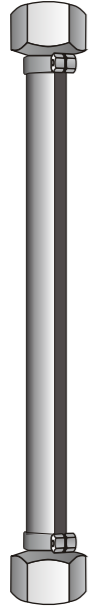
We do not recommend fitting a tank gauge over a distance of more than about 1500mm in a single span. The use of a centre support will break up the distance and provide much greater rigidity to the gauge assembly. Please contact our office for advice about centre supports.

	Thread Size	Glass OD	A	B	C	D	E
AEC500 Screwed Gauge Set	1/2" BSP	1/2"	2. 3/4"	1. 7/32"	1. 3/16"	2. 1/4"	2. 1/4"
AEC500 Flanged Gauge Set	1/2" BSP	1/2"	2. 3/4"	1. 7/32"	1. 3/16"	2. 1/4"	2. 1/4"
AEC500 Screwed Centre Support	1/2" BSP	1/2"					
AEC500 Flanged Centre Support		1/2"					
AEC750 Screwed Gauge Set	3/4" BSP	3/4"	2. 3/4"	1. 3/4"	1. 3/16"	2. 1/2"	2. 1/4"
AEC750 Flanged Gauge Set	3/4" BSP	3/4"	2. 3/4"	1. 3/4"	1. 3/16"	2. 1/2"	2. 1/4"
AEC750 Screwed Centre Support	3/4" BSP	3/4"					
AEC750 Flanged Centre Support		3/4"					

All tank level gauges can be fitted with plain glass tubes, red stripe glass tubes or acrylic tubes.

TUBULAR GUARDS AND GUARD RODS TO SUIT TANK GAUGES

TUBULAR GUARDS



Brass / Stainless Steel Tubular Protector

The polished tubular guard consists of two specially drawn segments and gives clear through vision.



GUARD RODS

The adjacent photograph shows a pair of guard rods fitted to one of our AEC500 stainless steel tank gauge sets.

If the tank gauge is in a fairly well protected position, then guard rods may provide adequate protection.
If the gauge is in a more exposed position, then we recommend the use of a tubular guard.

